



# Submit EPF/EPS Nomination Digitally!

Steps to submit EPF/EPS Nomination Digitally:

Step 1

Visit EPFO website >> Services >> For Employees >> Click 'Member UAN/Online Service'.

Step 2

Login with 'UAN and Password'.

Step 3

Select 'E-Nomination' under 'Manage Tab'.

Step 4

'Provide Details' Tab will appear on screen. Click 'Save'.

Step 5

Click 'Yes' to update Family Declaration.

Step 6

Click 'Add Family Details'. (More than one nominee can be added)

Step 7

Click 'Nomination Details' to declare total amount of share. Click 'Save EPF Nomination'.

Step 8

Click 'E-sign' to generate OTP. Submit 'OTP' sent on mobile number linked with Aadhaar.



e-Nomination is now registered with EPFO.  
After e-nomination, no further physical documents required.

**EPFO Website: <https://www.epfindia.gov.in>**

**#EPFO celebrates #AzadiKaAmritMahotsav**



# PROCESS FLOW FOR FILING OF ONLINE e-NOMINATION FORM BY MEMBER ON EPF PORTAL

- The form can be filed by the member on the UAN member portal.
- The member can file the online nomination form through UAN member portal which is available on URL <https://unifiedportal-mem.epfindia.gov.in/memberinterface/>
- The following screen will appear.
- The member has to login by entering his UAN and password.

The screenshot displays the 'Universal Account Number (UAN) MEMBER e-SEWA' portal. The header includes the EPF logo and text: 'EMPLOYEES' PROVIDENT FUND ORGANISATION, INDIA' and 'MINISTRY OF LABOUR & EMPLOYMENT, GOVERNMENT OF INDIA'. The main content area is divided into two sections. On the left, under 'Dear EPF Members !!', there is a list of services: 'Member Passbook service is available at [www.epfindia.gov.in](http://www.epfindia.gov.in) [ Our Services >> For Employees >> Member Passbook ]', 'Aadhaar Based Online Claim Submission', 'Seeded Aadhaar against activated UAN is mandatory for online claim submission.', 'Other frequently used services are available at [www.epfindia.gov.in](http://www.epfindia.gov.in)', 'EPFO services are now available on the UMANG (Unified Mobile APP for New Governance). The UMANG APP can be downloaded by giving a missed call 9718397183. The APP can also be downloaded from [UMANG](http://UMANG) website or from the play/app stores. Erstwhile EPF mobile services are being discontinued', and 'One Member - One EPF Account can be availed after login under [Online Services](#).' On the right, the login section features a circular profile icon, input fields for 'UAN' (10121124575) and 'Password' (masked with dots), a 'Captcha' field with the text 'L A F W L', and buttons for 'Sign in' and 'Reset'. Below the login fields is a 'Forgot Password' link. At the bottom, there are sections for 'Benefits of Registration' (Download/Print your Updated Passbook anytime, Download/ Print your UAN Card) and 'Important Links' (Activate UAN, Know your UAN status). A yellow 'NOTE' box states: 'Members with authenticated Aadhaar and Bank details seeded against their UAN can now submit their PF Withdrawal/Settlement/Transfer claims online.' The browser's address bar shows the URL 'https://unifiedportal-mem.epfindia.gov.in/memberinterface/'. The taskbar at the bottom shows various open applications including 'ProcessFlow\_FilingO...DOCX', 'e-Nomination\_(1).ZIP', 'e-Nomination (5).pdf', 'e-Nomination (4).pdf', 'e-Nomination (3).pdf', 'Inbox - mail\_2017 - M...', 'Member Home - Goog...', 'New Microsoft Power...', and 'ProcessFlow\_FilingOn...'.

Universal Account Number (UAN)  
MEMBER e-SEWA

Dear EPF Members !!

- ▶ Member Passbook service is available at [www.epfindia.gov.in](http://www.epfindia.gov.in) [ Our Services >> For Employees >> Member Passbook ]
- ▶ Aadhaar Based Online Claim Submission
- ▶ Seeded Aadhaar against activated UAN is mandatory for online claim submission.
- ▶ Other frequently used services are available at [www.epfindia.gov.in](http://www.epfindia.gov.in)
- ▶ EPFO services are now available on the UMANG (Unified Mobile APP for New Governance). The UMANG APP can be downloaded by giving a missed call 9718397183. The APP can also be downloaded from [UMANG](http://UMANG) website or from the play/app stores. Erstwhile EPF mobile services are being discontinued
- ▶ One Member - One EPF Account can be availed after login under [Online Services](#).

UAN: 10121124575  
Password: .....  
Captcha: L A F W L  
Sign in Reset  
Forgot Password

Benefits of Registration

- ▶ Download/Print your Updated Passbook anytime.
- ▶ Download/ Print your UAN Card.

NOTE: Members with authenticated Aadhaar and Bank details seeded against their UAN can now submit their PF Withdrawal/Settlement/Transfer claims online.


Important Links

- ▶ Activate UAN
- ▶ Know your UAN status

After signing in, the following screen will appear.

← → ↺ 🏠

📄 Apps 📄 Google 📄 Convert PDF to Word On 📄 Mail - Raj.singh@steag.i 📄 Login 📄 Smallpdf.com - A Free St 📄 Salary in India, Salary St 📄 Member Passbook 📄 Member Home 📄 HRMantra Online 📄 Nithya's Tax Calculator 📄 Pinterest



EMPLOYEES' PROVIDENT FUND ORGANISATION, INDIA

MINISTRY OF LABOUR & EMPLOYMENT, GOVERNMENT OF INDIA


UAN : [redacted]

-A A A+

Logout


🏠 Home View Manage Account Online Services

UAN Card



More Info ➡

Account Settings



More Info ➡

Member Profile

UAN	[redacted]
Name	[redacted]
Birth Date	[redacted]
Gender	MALE
AADHAAR	91XXXXXX508   Verified ( DEMOGRAPHIC )
PAN	[redacted]XXX1F   Verified
Bank Account No.	XX[redacted]
Mobile No.	72X[redacted]
E-mail	RAXXXXXX[redacted]
➡ More information	

i

Alert

ProcessFlow\_FilingO....DOCX

e-Nomination\_(1).ZIP

e-Nomination(5).pdf

e-Nomination(4).pdf

e-Nomination(3).pdf

Show all downloads...

start

Inbox - mail\_2017 - M...

Member Home - Goog...

New Microsoft Power...

ProcessFlow\_FilingOn...

2:32 PM

**First Click on tab >> Manage then you will have to click on >> E-NOMINATION tab**

[←](#) [→](#) [↺](#) [🏠](#) <https://unifiedportal-mem.epfindia.gov.in/memberinterface/>

Apps Google Convert PDF to Word Online Mail - Raj.singh@steag... Login Smallpdf.com - A Free S... Salary in India, Salary S... Member Passbook Member Home HRMantra Online Nithya's Tax Calculator Pinterest

**EMPLOYEES' PROVIDENT FUND ORGANISATION, INDIA**  
MINISTRY OF LABOUR & EMPLOYMENT, GOVERNMENT OF INDIA

UAN : 10[REDACTED]22 / Mr.[REDACTED]

-A A A+ | Logout

Home View Manage Account Online Services

UAN Card  
[More Info ↗](#)

CONTACT DETAILS  
KYC  
MODIFY BASIC DETAILS  
**E-NOMINATION**

YOU HAVE TO CLICK HERE AFTER LOGIN

**Member Profile**

UAN	101216945022
Name	Mr. [REDACTED]
Birth Date	07/08/1986
Gender	MALE
AADHAAR	91XXXXXX508   Verified ( DEMOGRAPHIC )
PAN	GQTXXXX1F   Verified
Bank Account No.	XXXXXXXX9664
Mobile No.	72XXXXX[REDACTED]
E-mail	RAXXXXXXXHR@GMAIL.COM
➕ More information	

Alert

[https://unifiedportal-mem.epfindia.gov.in/memberinterface/eNomination/geteNominationPage?\\_HDIV\\_STATE\\_=20-10-33E8C51D20C33E7F19CA7562CB32B369](https://unifiedportal-mem.epfindia.gov.in/memberinterface/eNomination/geteNominationPage?_HDIV_STATE_=20-10-33E8C51D20C33E7F19CA7562CB32B369)

EPFO Circular PF - Corr....pdf

ProcessFlow\_FilingOnli....pdf

e-Nomination (2).pdf

e-Nomination (1).pdf

Show all downloads... ✖

start

Inbox - mail\_2017 - M...  
Member Home - Goog...  
Adobe Acrobat Profe...  
https://epfindia.gov.i...

11:52 AM



**Now you have to enter your permanent and current address then after save it.**

The screenshot displays the 'Profile' section of the EPFO Member Interface. The header includes the EPFO logo, the text 'EMPLOYEES' PROVIDENT FUND ORGANISATION, INDIA', and 'MINISTRY OF LABOUR & EMPLOYMENT, GOVERNMENT OF INDIA'. A navigation bar at the top contains links like Home, View, Manage, Account, and Online Services. The profile form contains the following fields:

- UAN: [Redacted]
- Name: [Redacted]
- Date of Birth: 07/08/1988
- Gender: MALE
- Father's / Husband's Name: [Redacted]
- Marital Status: UN-MARRIED
- Permanent Address\*: [Redacted] (Annotation 1 points to this field with the text: 'NOW YOU HAVE TO TYPE YOUR ADDRESS IN THE BOX')
- Current Address\*: [Redacted] (Annotation 2 points to the 'Same as above' checkbox with the text: 'CLICK ON THIS BUTTON IF YOUR ADD IS SAME AS PER ABOVE ADD')
- Date of joining EPF, Scheme 1952: 30/10/2017
- Date of joining EPF, Scheme 1971: Not Provided
- Date of joining EPF, Scheme 1995: 30/10/2017

At the bottom of the form is a 'Save' button (Annotation 3 points to it with the text: 'AFTER TYPING THE ADD YOU HAVE CLICK ON SAVE BUTTON'). The browser's address bar shows the URL: [https://unifiedportal-mem.epfindia.gov.in/memberinterface/eNomination/geteNominationPage?fillNewNominationClicked=True&\\_HDIV\\_STATE\\_=23-0-13B](https://unifiedportal-mem.epfindia.gov.in/memberinterface/eNomination/geteNominationPage?fillNewNominationClicked=True&_HDIV_STATE_=23-0-13B). The taskbar at the bottom shows several open applications, including 'e-Nomination (3).pdf', 'EPFO Circular PF - Corr....pdf', 'ProcessFlow\_FilingOnli....pdf', 'e-Nomination (2).pdf', and 'e-Nomination (1).pdf'.

After saving below mentioned screen will be display and you will have to click on “YES” option for adding nominee.

← → ↺ 🏠

https://unifiedportal-mem.epfindia.gov.in/memberinterface/eNomination/geteNominationPage?\_HDIV\_STATE\_=27-0-67F17F3ECE66972BE949D92B2489

Apps Google Convert PDF to Word On Mail - Raj.singh@steag.i Login Smallpdf.com - A Free S Salary in India, Salary S Member Passbook Member Home HRMantra Online Nithya's Tax Calculator Pinterest

**EMPLOYEES' PROVIDENT FUND ORGANISATION, INDIA**  
MINISTRY OF LABOUR & EMPLOYMENT, GOVERNMENT OF INDIA

UAN : 

-A A A+

 Logout

Home View Manage Account Online Services

✔ Profile details saved successfully.

Family Declaration

NOW YOU HAVE CLICK ON YES OPTION MENTIONED AS BELOW

Having Family? ☒ Yes ☐ No

Nomination History

Display 10 records per page Search:

Nomination Time	VIEW
22-FEB-2018 14:53	

Showing page 1 of 1 Previous 1 Next

Contact Us ? FAQs

e-Nomination (3).pdf EPFO Circular PF - Corr ....pdf ProcessFlow\_FilingOnli....pdf e-Nomination (2).pdf e-Nomination (1).pdf

Show all downloads...

start


Inbox - mail\_2017 - M... e-Nomination - Googl... New Microsoft Power...

11:57 AM

Follow the instructions mentioned in the red ink on the below screen shot.

← → ↺ 🏠 [https://unifiedportal-mem.epfindia.gov.in/memberinterface/eNomination/geteNominationPage?\\_HDIV\\_STATE\\_=27-0-67F17F3ECE66972BE949D92B2489](https://unifiedportal-mem.epfindia.gov.in/memberinterface/eNomination/geteNominationPage?_HDIV_STATE_=27-0-67F17F3ECE66972BE949D92B2489) 🌐 🔄

📱 Apps 🌐 Google 📄 Convert PDF to Word 📧 Mail - Raj.singh@steag... 📄 Login 📄 Smallpdf.com - A Free S... 📊 Salary in India, Salary S... 📄 Member Passbook 📄 Member Home 📄 HRMantra Online 📄 Nithya's Tax Calculator 📌 Pinterest

 **EMPLOYEES' PROVIDENT FUND ORGANISATION, INDIA**  
MINISTRY OF LABOUR & EMPLOYMENT, GOVERNMENT OF INDIA

UAN : [REDACTED] -A A+ Logout

🏠 Home View Manage Account Online Services

### Family Declaration

Having Family? ☒ Yes ☐ No

#### Add Family Details

3. SELECT THE RELATION WITH NOMINEE HERE

Name	Date of Birth	Relation	Address	Guardian	Remove
<div>Max 85 characters</div>	DD/MM/YYYY	--Select Relation--		+	×

1. NOW TYPE THE NAME OF THE FAMILY MEMBER FOR MAKING HIM OR HER AS YOUR NOMINEE

2. TYPE NOMINEE DOB HERE

4. TYPE THE ADDRESS OF THE NOMINEE HERE

5. AFTER ENTERING ALL THE DETAILS NOW YOU HAVE TO CLICK ON THIS BUTTON (SAVE FAMILY DETAILS)

Add Row Save Family Details

### Nomination History

Display 10 records per page Search:

📄 e-Nomination (3).pdf 📄 EPFO Circular PF - Corr....pdf 📄 ProcessFlow\_FilingOnli....pdf 📄 e-Nomination (2).pdf 📄 e-Nomination (1).pdf ⬇ Show all downloads...

start 🌐 📧 Inbox - mail\_2017 - M... 🌐 e-Nomination - Googl... 📄 New Microsoft Power... 11:57 AM

Follow the instructions mentioned in the red ink on the below screen shot.

← → ↻ 🏠 [https://unifiedportal-mem.epfindia.gov.in/memberinterface/eNomination/geteNominationPage?\\_HDIV\\_STATE\\_=27-0-67F17F3ECE66972BE949D92B2489](https://unifiedportal-mem.epfindia.gov.in/memberinterface/eNomination/geteNominationPage?_HDIV_STATE_=27-0-67F17F3ECE66972BE949D92B2489)

Apps Google Convert PDF to Word Mail - Raj.singh@steag.i Login Smallpdf.com - A Free S Salary in India, Salary S Member Passbook Member Home HRMantra Online Nithya's Tax Calculator Pinterest

**EMPLOYEES' PROVIDENT FUND ORGANISATION, INDIA**  
MINISTRY OF LABOUR & EMPLOYMENT, GOVERNMENT OF INDIA

UAN :

Home View Manage Account Online Services

### Family Declaration

Having Family? ☒ Yes ☐ No

#### Add Family Details

Name	Date of Birth	Relation	Address	Guardian	Remove

**AFTER ENTERING ALL THE DETAILS NOW CLICK ON THIS BUTTON (SAVE FAMILY DETAILS)**

### Nomination History

Display 10 records per page

Search:

e-Nomination (3).pdf EPFO Circular PF - Corr ....pdf ProcessFlow\_FilingOnli....pdf e-Nomination (2).pdf e-Nomination (1).pdf

Inbox - mail\_2017 - M... e-Nomination - Googl... New Microsoft Power...



Follow the instructions mentioned in the red ink on the below screen shot.

← → ↺ 🏠 [https://unifiedportal-mem.epfindia.gov.in/memberinterface/eNomination/geteNominationPage?\\_HDIV\\_STATE\\_=29-0-13B28CE4483EC337BC0AE4A6CB55](https://unifiedportal-mem.epfindia.gov.in/memberinterface/eNomination/geteNominationPage?_HDIV_STATE_=29-0-13B28CE4483EC337BC0AE4A6CB55)

Apps Google Convert PDF to Word Mail - Raj.singh@steag. Login Smallpdf.com - A Free S Salary in India, Salary S Member Passbook Member Home HRMantra Online Nithya's Tax Calculator Pinterest

**EMPLOYEES' PROVIDENT FUND ORGANISATION, INDIA**  
MINISTRY OF LABOUR & EMPLOYMENT, GOVERNMENT OF INDIA

UAN: [REDACTED] Logout

Home View Manage Account Online Services

Add Row Save Family Details

### EPF Nomination

Select	Name	Date of Birth	Relation	Address of Nominee	Name and Address of Guardian	Total amount of share (%)
<input checked="" type="checkbox"/>	[REDACTED]	[REDACTED]	[REDACTED]	A - 201, HAPPY HOME, NEAR [REDACTED] 380019	--	100

1. NOW YOU HAVE TO CLICK ON ABOVE BUTTON

2. TYPE THE % YOU WANT GIVE SHARE TO YOUR NOMINEE HERE (e.g. - 50% or 100%)

3. NOW CLICK ON SAVE EPF NOMINATION BUTTON

Save EPF Nomination

### Nomination History


Display 10 records per page Search:

Nomination Time	VIEW
-----------------	------

Windows taskbar: e-Nomination (3).pdf, EPFO Circular PF - Corr..., ProcessFlow\_FilingOnli..., e-Nomination (2).pdf, e-Nomination (1).pdf, Show all downloads...

Windows taskbar: start, [Icons], Inbox - mail\_2017 - M..., e-Nomination - Googl..., New Microsoft Power..., 11:59 AM

**Follow the instructions mentioned in the red ink on the below screen shot.**



**EMPLOYEES' PROVIDENT FUND ORGANISATION, INDIA**  
 MINISTRY OF LABOUR & EMPLOYMENT, GOVERNMENT OF INDIA

[Home](#)
[View](#)
[Manage](#)
[Account](#)
[Online Services](#)

UAN : XXXXXXXXXXXX

[-A](#) [A](#) [A+](#) [Logout](#)

✔ EPF details saved successfully.

### Pending Nomination

Display 10 records per page
 Search:

Nomination Entry Time	View	Edit	e-Sign	Delete
26-FEB-2018 11:55				

Showing page 1 of 1
 Previous 1 Next

**NOW YOU HAVE TO CLICK ON e-Sign BUTTON ABOVE**

### Nomination History

Display 10 records per page
 Search:

Nomination Time	VIEW
-----------------	------

e-Nomination (3).pdf
 EPFO Circular PF - Corr....pdf
 ProcessFlow\_FilingOnli....pdf
 e-Nomination (2).pdf
 e-Nomination (1).pdf

[Show all downloads...](#)

start

[Inbox - mail\\_2017 - M...](#)
[e-Nomination - Googl...](#)
[New Microsoft Power...](#)

11:59 AM

**Follow the instructions mentioned in the red ink on the below screen shot.**

**Digital Signing of Declaration**

**Select Signatory**

	Name	Aadhaar
<input type="radio"/>	[Redacted Name]	[Redacted Aadhaar]

**NOW YOU HAVE TO CLICK ON ABOVE BUTTON & BELOW BUTTON**

☒ By pressing generate OTP button, I hereby give my consent for using e-KYC services data from Aadhaar for the purpose of signing selected document and generating Digital Signature Certificate(DSC)

**Generate OTP**

**AFTER THAT CLICK HERE AND YOU WILL RECEIVE AN SMS ON YOUR REGISTERED MOBILE NO. IN AADHAAR CARD FOR DIGITALLY APPROVING YOUR NOMINEE**

Follow the instructions mentioned in the red ink on the below screen shot.

**Digital Signing of Declaration**

**Authenticate OTP**

Enter OTP

**1. NOW YOU HAVE TO ENTER HERE OTP RECEIVED ON YOUR REGISTERED MOBILE NO IN AADHAAR CARD**

**2. NOW CLICK HERE FOR SIGN DOCUMENT DIGITALLY**

**Sign Document** **Cancel**

**Nomination Entry Time** **View** **Edit** **e-Sign** **Delete**

26-FEB-2018 11:55

Showing page 1 of 1

**Nomination History**

Display 10 records per page

Search:

**Nomination Time** **VIEW**

e-Nomination (3).pdf EPFO Circular PF - Corr....pdf ProcessFlow\_FilingOnli....pdf e-Nomination (2).pdf e-Nomination (1).pdf

Show all downloads...

start

Inbox - mail\_2017 - M... e-Nomination - Googl... New Microsoft Power...

12:03 PM

Finally below mention screen will be display that indicates that your e-nomination has been e-signed successfully.


← → ↺ 🏠

https://unifiedportal-mem.epfindia.gov.in/memberinterface/eNomination/geteNominationPage?\_HDIV\_STATE\_=31-0-43D76F7B0EDC489B7B59E8576: 📌 ☆

📱 Apps 🔍 Google 📄 Convert PDF to Word 📧 Mail - Raj.singh@steag.📁

Member Home HRMantra Online Nithya's Tax Calculator 📌 Pinterest

UA [REDACTED] 🔍 A A A+ Logout

 **EMPLOYEES' PROVIDENT FUND**  
MINISTRY OF LABOUR & EMPLOYMENT

[Home](#) [View](#) [Manage](#)

✔ EPF details saved

Pending Nomination

Display 10 records per page

Nomination Entry Time	View	Edit	e-Sign	Delete
26-FEB-2018 11:55				

Showing page 1 of 1

Previous 1 Next

Nomination History

Display 10 records per page

Search:

Nomination Time	VIEW
-----------------	------

unifiedportal-mem.epfindia.gov.in says:

Nomination request e-signed successfully.

OK

Digital Signing of Declaration

Authenticate OTP

YOU WILL GET THIS NOTIFICATION FOR CONFIRMATION OF YOUR NOMINATION REQUEST E-SIGNED SUCCESSFULLY

Enter OTP

Sign Document Cancel

e-Nomination (3).pdf

EPFO Circular PF - Corr....pdf

ProcessFlow\_FilingOnli....pdf

e-Nomination (2).pdf

e-Nomination (1).pdf

Show all downloads...

start

Inbox - mail\_2017 - M...

e-Nomination - Googl...


New Microsoft Power...

12:03 PM

**Now you can view your nominee details by click on View tab**

← → ↺ 🏠 [https://unifiedportal-mem.epfindia.gov.in/memberinterface/eNomination/geteNominationPage?\\_HDIV\\_STATE\\_=14-10-9B544EE268EACEF4264F356D3D&](https://unifiedportal-mem.epfindia.gov.in/memberinterface/eNomination/geteNominationPage?_HDIV_STATE_=14-10-9B544EE268EACEF4264F356D3D&) 📱 🌐

📱 Apps 🌐 Google 📄 Convert PDF to Word 📧 Mail - Raj.singh@steag. Login 📄 Smallpdf.com - A Free S 📈 Salary in India, Salary S 📄 Member Passbook 📄 Member Home 📄 HRMantra Online 📄 Nithya's Tax Calculator 📌 Pinterest

 **EMPLOYEES' PROVIDENT FUND ORGANISATION, INDIA**  
MINISTRY OF LABOUR & EMPLOYMENT, GOVERNMENT OF INDIA

UAN : [REDACTED]

-A A A+ Logout


🏠 Home View Manage Account Online Services

**NOW YOU CAN VIEW YOUR NOMINATION DETAIL BY  
CLICK HERE AND THE PDF FILE WILL BE DOWNLOAD IN  
WHICH NOMINATION DETAILS WILL BE MENTION IN  
FORM - 2.**

[+ Fill new nomination](#)

Nomination History

Display  records per page

Nomination Time	VIEW
22-FEB-2018 14:53	

Showing page 1 of 1

FORM - 2.

Windows taskbar showing the Start button, taskbar icons (Google Chrome, Microsoft Edge, Outlook), and the system tray with the time 12:06 PM.



# Downloaded PDF file will be shown like below mentioned screen shot in which your nominee details will be shown in form - 2

The Employees' Pension Scheme, 1995

FORM 2  
EMPLOYEES' PROVIDENT FUNDS SCHEME, 1952  
[Paragraphs 33 AND 61(1)]  
EMPLOYEES' PENSION SCHEME, 1995  
[Paragraphs 18]

## DECLARATION AND NOMINATION FORM UNDER THE EMPLOYEES' PROVIDENT FUNDS SCHEME AND EMPLOYEES' PENSION SCHEME

1. UAN : [REDACTED]
2. Name (in block letters) : [REDACTED]
3. Father's / Husband's Name : [REDACTED]
4. Date of Birth : [REDACTED]
5. Gender : MALE
6. Marital Status : [REDACTED]
7. Address (Permanent) : [REDACTED] SURAT, GUJARAT -
8. Address (Temporary) : [REDACTED] SURAT, GUJARAT -
9. (A) Date of Joining of EPF Scheme, 1952 : 30/10/2017  
(B) Date of Joining of EPF Scheme, 1971 : --  
(C) Date of Joining of EPF Scheme, 1995 : 30/10/2017

### PART A (EPF)

I hereby nominate person(s) / cancel the nomination made by me previously and nominate the person(s) mentioned below to receive the amount standing to my credit in the Employees' Provident Fund, in the event of my death:

Name of the Nominee / Nominees	Address	Nominees's relationship with the Member	Date of Birth	Total amount or share of accumulations in Provident Fund to be paid to each nominee	If the Nominee is minor, name and relationship and address of the guardian who may receive the amount during the minority of nominee
(1)	(2)	(3)	(4)	(5)	(6)
[REDACTED]	[REDACTED] SURAT, GUJARAT-395009	Wife	[REDACTED]	100%	--

1. \*Certified that I have no family as defined in Para 2(g) of the Employees' Provident Funds Scheme, 1952 and should I acquire a family hereafter the above nomination should be deemed as cancelled.
2. \*Certified that my father/mother is/are dependant upon me.

(Signature is not required as the document is to be digitally signed)

The Employees' Pension Scheme, 1995

### PART B (EPS) (Para 18)

I hereby furnish below particulars of the members of my family who would be eligible to receive widow / children pension in the event of my death:

Sl. No.	Name and Address of the Family members	Address	Date of Birth	Relationship with the member
(1)	(2)	(3)	(4)	(5)
1	[REDACTED]	[REDACTED]	[REDACTED]	Wife

\*Certified that I have no family as defined in Para 2(vii) of the Employees' Pension Scheme, 1995 and should I acquire a family hereafter I shall furnish particulars thereon in the above form.

I hereby nominate the following person for receiving the monthly widow pension admissible under para 16(2)(a) (i) and (ii) in the event of my death without leaving any eligible family member for receiving pension.

Name and Address of the Nominee	Date of Birth	Relationship with the member
--	--	--

Date : 22-Feb-2018

(Signature is not required as the document is to be digitally signed)

**THANK YOU**